



# TITAN SERIES

## AUTOMATIC SELF-CLEANING SCREEN FILTER

- ✓ EVERCLEAR - Unmatched Cleaning Technology
- ✓ nozzlex - Patented Self Balancing Proximity Nozzle
- ✓ smartweave - 4 Layer Sintered Screen with High Effective Area and Strength
- ✓ Largest Screen Area in a Horizontal Filter
- ✓ Easy Maintenance - No Need for Walkways and Lifting Cranes
- ✓ Safe & Speedy 1 Person Screen Maintenance
- ✓ Designed for High TSS Applications
- ✓ Full 316 Stainless Steel Construction
- ✓ Cleans While In Operation

Up to **2,800 m<sup>3</sup>/h**  
High Flow Rate

**10-500 µm**  
Filtration Degree

**10 & 16 bar**  
Max. Operating Pressure

**Low**  
Flush Flow

**2 bar (30 psi)**  
Min. Operating Pressure

**7,000-40,000 cm<sup>2</sup>**  
Screen Area

**AD 2000**  
Design Code

Max. Operating Temp  
**60°C**

**NSF**

Optional NSF61 Drinking Water Certified Model Available

**ENGINEERED FILTRATION.**


**Filtersafe**

# OUR TECHNOLOGY

The Filtersafe TITAN Automatic Screen Filters offer superior and reliable filtration technology that are well suited for removal of suspended solids from water in the industrial, agricultural and municipal sectors down to 10 microns. The TITAN filter offers the largest screen area in a horizontal configuration, which results in: lower installation and operational costs, easier service and maintenance, and increased safety, given the installation of the filter at human height.



+




=



## smartweave™

## nozzlex®

## EVERCLEAR™



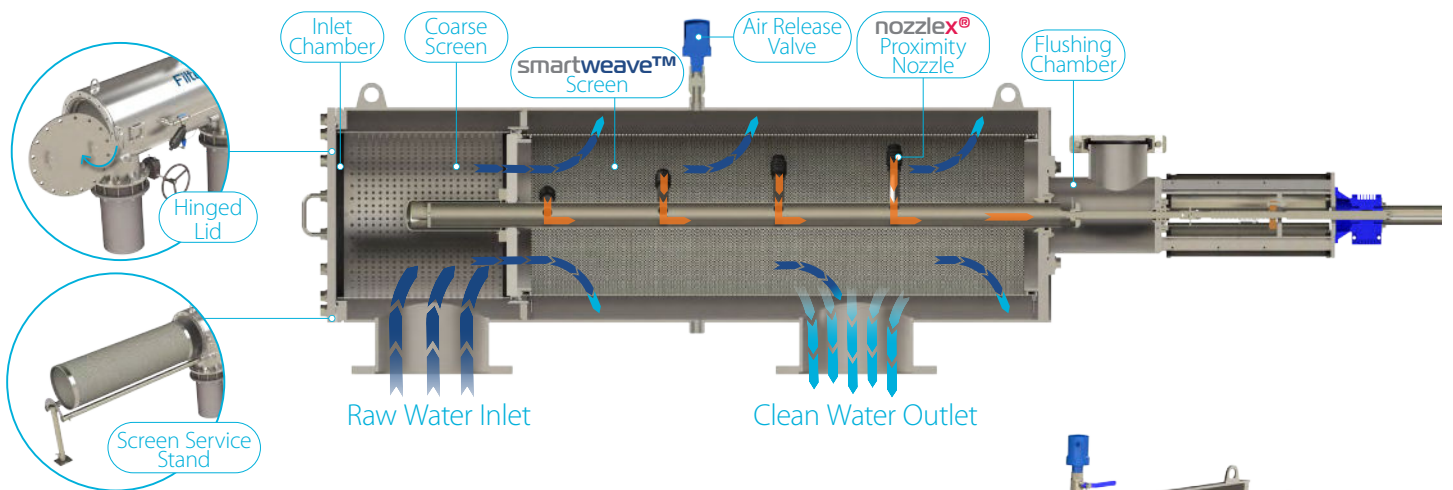
high performance filtration screens:

- Multi-layered sintered structure
- Enhanced strength & durability
- Available in 316L, 904L, SMO254

self-cleaning cycle for maximum removal efficiency:

- Self balancing cleaning nozzle
- High Efficiency clean
- Zero screen wear + reduced nozzle wear
- Low pressure operation

An unparalleled automatic filtration cycle.



## Ease of Maintenance:

- Simple access hinged lid
- Internal screen slider system for quick removal and reassembly
- External screen service stand for easy maintenance (optional)
- No need to disassemble electrical components for maintenance



## TITAN Series | Technical Specifications:

Model	TITAN 7K #TTN0070	TITAN 10K #TTN0100	TITAN 20K #TTN0200	TITAN 30K #TTN0300	TITAN 40K #TTN0400	TITAN 50K #TTN0500
Inlet \ Outlet*	4"-8"	6"-12"	8"-16"	16"-24"	16"-24"	20"-28"
Screen Area	7,000 cm <sup>2</sup>	10,000 cm <sup>2</sup>	20,000 cm <sup>2</sup>	30,000 cm <sup>2</sup>	40,000 cm <sup>2</sup>	50,000 cm <sup>2</sup>
Max Capacity**	350 m <sup>3</sup> /hr.	500 m <sup>3</sup> /hr.	800 m <sup>3</sup> /hr.	1,000 m <sup>3</sup> /hr.	1,600 m <sup>3</sup> /hr.	2,000 m <sup>3</sup> /hr.

\* Available in DIN PN10/16, British standard BSTD/E, ANSI B16.5 150PSI. For additional standards contact us.  
\*\* Dependent on filtration degree, water quality and inlet size. Contact us for more information.

Contact Us for More Info:

sales@filtersafe.net | www.filtersafe.net